



# NATIONAL INVESTMENT (UNIT) TRUST

MONTHLY FUND MANAGER REPORT - November 30, 2009

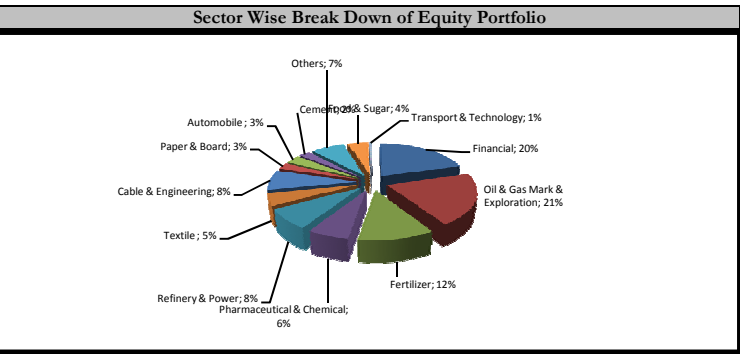

Fund Information	
Launch date	
12th November 1962	
Type	
Open End Equity Fund	
Fund Size as on November 30, 2009 (Rs. In billion)	
Fund Size LOC	Fund Size NI(u)T
26.762	31.811
Par Value	
Rs. 10	
Fund Rating: for the period ended June 30, 2009	
2 Star Short Term ; 3 Star Long Term (PACRA)	
Net Asset Value (per unit) as on November 30, 2009	
NAV LOC	NAV NI(u)T
27.63	30.22
Minimum Investment:	
Rs. 5,000	
Management Fee:	
1.00%	
Front End Load:	
2.50%	
Back End Load:	
1.00%	
Benchmark	
KSE 100 Index	
Trustee:	
National Bank of Pakistan	
Auditors:	
A.F. Ferguson & Company Chartered Accountants	

**NI(U)T Objective**  
The core objective of NIT is to maximize return for Unit holders, provide a regular stream of current income through dividends, while long term growth is achieved by the management of diversified portfolio and investments into growth and high yielding equity securities.

**Profile of Investment Manager**  
National Investment Trust Ltd. (NITL) is the first Asset Management Company of Pakistan, formed in 1962. NITL is the largest asset management company of Pakistan with approximately Rs. 83 billion assets under management. NIT's distribution network comprises of 19 NIT branches, various Authorized bank branches all over Pakistan and Arab Emirates Investment Bank (AEIB) in Dubai(UAE). With the recent launch of a new Fund namely **NIT Government Bond Fund** the size of total Funds under management has increased to approximately Rs. 86 billion. The Board of Directors of NITL consists of representatives of leading financial institutions, prominent industrialists and nominee of Govt. of Pakistan. The company has been assigned an asset manager rating of "AM2-" by Pakistan Credit Rating Agency (PACRA), which denotes strong capacity to manage the risks inherent in asset management and the asset manager meets high investment management industry standards and benchmarks. All Investment decisions are taken by the Investment Committee of NITL.

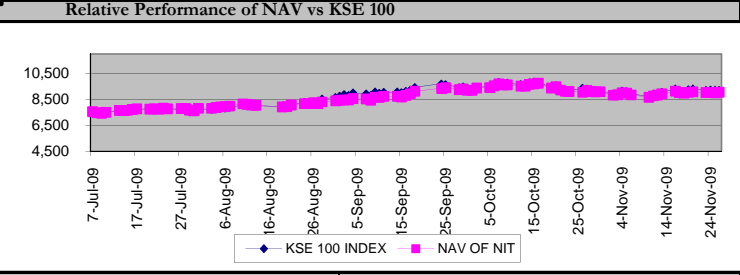
**Fund Performance Review**  
The KSE-100 Index witnessed range bound activity with low volumes during the month of November 09, gaining a marginal 0.5% to close at 9,206 levels. Average daily trading volumes declined to 127 million shares as compared to 215 million shares last month. Investors generally remained concerned about the overall law and order conditions in the country and uncertainty on the domestic political front, particularly over the National Reconciliation Ordinance (NRO) issue. The Monetary Policy announcement was the major development on the economic front. State Bank of Pakistan (SBP) slashed the discount rate by 50bps to 12.5% to support the recovering real economic activities, as key macroeconomic indicators already have been showing substantial improvements.  
During the month of November 09 the benchmark KSE-100 index increased by 0.51% whereas your Fund's NAV dropped by 0.66% during the same period thus giving an under performance of 1.17%. Whereas year to date (July 09 to Nov. 09), the KSE-100 index increased by 28.54% whereas the NAV of your Fund increased by 26.50% showing an under performance of 2.04%. This underperformance is attributable to few stocks held in the portfolio of the Fund not performing in line with the market. However since these stocks are fundamentally strong we expect them to outperform the market in the period ahead.  
In the coming month IMF is expected to sanction USD1.2bn tranche which could be one of the positive triggers for the market. Based on fundamentals we perceive that the stock market of Pakistan has good upside potential but by and large the future direction of the market will stay sensitive to the developments regarding law and order and domestic political conditions of the country.

Top 10 Holdings		Risk & Return Ratios (3 years to date)	
Pakistan Stee Oil	Bata Pakistan Ltd.	NIT Portfolio	KSE100
Fauji Fertilizer Co. Ltd.	National Refinery Ltd.	Standard Deviation	19% 34%
Bank Al-Habib Ltd.	Attock Refinery Ltd.	Beta	0.50 1.00
Habib Metropolitan Bank Ltd.	Soneri Bank Ltd.	Sharpe Ratio	(0.73) (0.33)
Siemens Pakistan Eng. Co. Ltd.	Packages Ltd.		



**Fund Performance**

	FY 05	FY 06	FY 07	FY 08	FY 09
NI(U)T	35.7%	28.2%	44.8%	-6.4%	-41.5%
KSE 100	41.1%	34.1%	37.9%	-10.8%	-41.7%
DPU (Rs.)	3.30	5.80	6.20	6.50	3.25



**Disclaimer:** All Investments in Mutual Funds and Securities are subject to Market Risks. Our target return/dividend range can not be guaranteed. NIT's unit price is neither guaranteed nor administered/managed. It is based on Net Asset Value (NAV) and the NAV of NIT Units may go up or down depending upon the factors and forces affecting the Stock Market. Past performance is not indicative of future results.

National Investment Trust Ltd,  
National Bank Building, (6th Floor)  
I.I. Chundrigar Road, P.O Box # 5671.  
Karachi - 74000 Pakistan